

622-R-2

From Day 7



Philmont Scout Ranch

Troop 214
Russellville, AR

622-R-2

Philmont Scout Ranch

Cimarron, New Mexico

From Day 7



12 Day Trek-71 Miles



Day 7, 0600 – Middle Ponil LNT



Day 7, 0700 – Middle Ponil LNT – Packing up



Day 7, 0700 – Middle Ponil LNT – Warming up in the sun



Day 7, 0800 – Shuree Pond – Water filling

The white gloved guy does not want to forget
Ash Mountain



Day 7, 0800
Shuree Pond



Day 7, 1000 – En route to Mc Crystal Creek LNT (no trails)



Day 7, 1100 – En route to Mc Crystal Creek LNT (no trails)
Chase shooting bearings tree after tree



Day 7, 1100 – En route to Mc Crystal Creek LNT, shoes off



Day 7, 1100 – En route to Mc Crystal Creek LNT, break



Day 7, 1700 – Mc Crystal Creek LNT, raining on and off



Day 7, 1800 – Mc Crystal Creek LNT, evening cooking



Day 8, 0630 – Mc Crystal Creek LNT



Day 8, 0630 – Mc Crystal Creek LNT



Day 8, 0900 – En route to Whiteman Vega (no trails)



Day 8, 0900 – En route to Whiteman Vega (no trails)



Day 8, 0900 – En route to Whiteman Vega (no trails)



Where
is the
other
boot?

Day 8, 0900 – En route to Whiteman Vega (no trails)



Yurt:
a circular domed
tent stretched over a
collapsible lattice framework
(originally used by Asian pastoral peoples)

Day 8, 0930 – Whiteman Vega Staffed Camp (no stay)

Let's not forget Ash Mountain!



Day 8, 1030 – En route to Witheman Vega Conservation Project

Erin explains the different parts of a trail.



Day 8, 1100 – Witheman Vega Conservation Project

Erin explains how to safely use the tools.



Day 8, 1115 – Witheman Vega Conservation Project



Day 8, 1130-1430 – Witheman Vega Conservation Project



Day 8, 1130-1430 – Witheman Vega Conservation Project



Day 8, 1130-1430 – Witheman Vega Conservation Project



Day 8, 1900 – Ring Place Staffed Camp



Day 9, 0645 – Ring Place Staffed Camp



Day 9, 0700 – Ring Place Staffed Camp



Day 9, 0715 – Ring Place Staffed Camp



Day 9, 0730 – Ring Place Staffed Camp



Day 9, 0730 – Leaving Ring Place Staffed Camp



Day 9, 0900 – En route to Seally Canyon Staffed Camp



Day 9, 1100 – En route to Seally Canyon Staffed Camp



Day 9, 1100 – En route to Seally Canyon Staffed Camp



Day 9, 1300 – Seally Canyon Staffed Camp: the staff offered us hot cacao after stormy Search & Rescue activity



Day 9, 1300 – Seally Canyon Staffed Camp: the staff offered us hot cacao after stormy Search & Rescue activity

One hour after the storm, water is still running in the tracks.



Day 9, 1400 – Leaving Seally Canyon Staffed Camp
En route to Beatty Lakes LNT

Beatty Lakes (dry)



Day 9, 1530 – Arriving at Beatty Lakes LNT

No rain



Rain



4 lbs of mud on each boot...

Day 9, 1545 – Arriving at Beatty Lakes LNT



Day 9, 1700 – Beatty Lakes LNT



Day 9, 1700 – Beatty Lakes LNT



Day 9, 1800 – Beatty Lakes LNT



Look son,
clouds...

Day 9, 1900 – Beatty Lakes LNT



Look dad,
clouds...

Day 9, 1900 – Beatty Lakes LNT



Day 10, 0700 – Beatty Lakes LNT



South Ash Mountain



Day 10, 0715 – Soon leaving Beatty Lakes LNT

Baldy
Mountain



Day 10, 0715 – Soon leaving Beatty Lakes LNT



Day 10, 0730 – Leaving Beatty Lakes LNT



Day 10, 1000 – En route to Indian Writings Staffed Camp

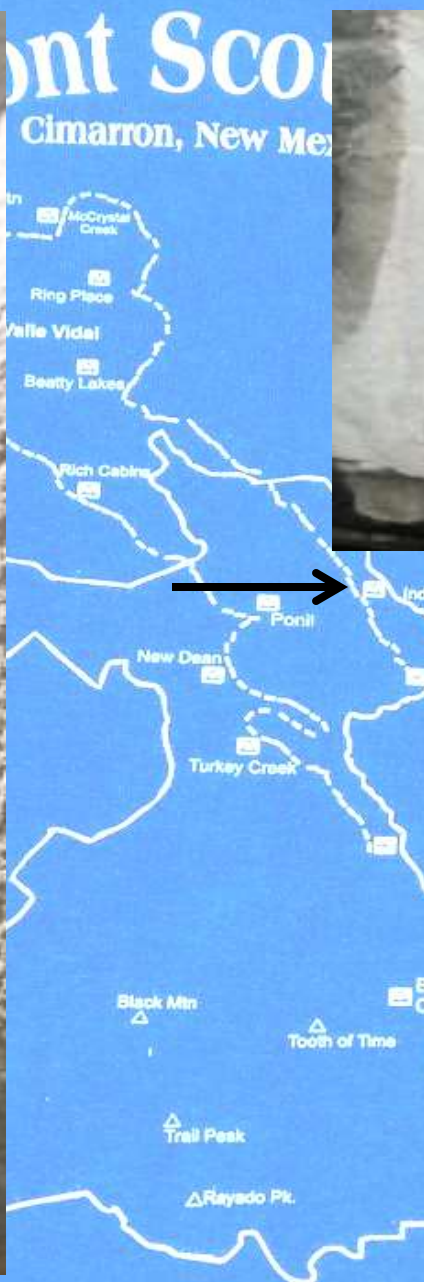


Day 10, 1530 – Welcome at Indian Writings Staffed Camp

A group of about eight people, including a man in a red shirt and khaki pants, are standing on a dirt path in a wooded area. They are looking towards a path that leads into a dense thicket of trees and bushes. A speech bubble with a white border and a grey fill points from the top right towards the path. The scene is outdoors, with sunlight filtering through the trees.

This way for the
petroglyphs' tour.

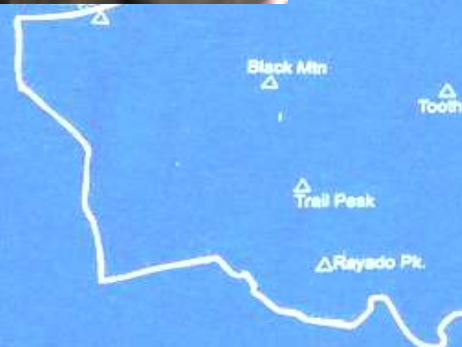
Day 10, 1545 – Indian Writings Staffed Camp




Day 10, 1545 – Petroglyphs, Indian Writings Staffed Camp



Scout Ranch
n, New Mexico



Day 10, 1545 – Petroglyphs, Indian Writings Staffed Camp



Day 10, 1545 – Petroglyphs, Indian Writings Staffed Camp



Day 10, 1545 – Petroglyphs, Indian Writings Staffed Camp




Day 10, 1545 – Petroglyphs, Indian Writings Staffed Camp



Day 10, 1545 – Petroglyphs, Indian Writings Staffed Camp



Day 10, 1545 – Petroglyphs, Indian Writings Staffed Camp




Day 10, 1545 – Petroglyphs, Indian Writings Staffed Camp



Day 10, 1545 – Petroglyphs, Indian Writings Staffed Camp



Day 10, 1545 – Petroglyphs, Indian Writings Staffed Camp



Air take for
fireplace

Post for roof
support

Young girl's
grave

Fireplace

Post
locations for
roof support

Day 10, 1630 – Indian house, Indian Writings Staffed Camp



Day 10, 1545 – Indian house, Indian Writings Staffed Camp



Day 10, 1800 – Indian Writings campsite



Day 10, 1830 – Indian Writings campsite



Day 10, 1830 – Indian Writings campsite



Red roof*

Day 10, 1930 – Indian Writings campsite (* = latrines)



Day 11, 0600 – Indian Writings campsite



Day 11, 0900 – T-Rex track



Day 11, 0930 – En route for Base Camp



Day +1, 1915 – Flag ceremony at the Taylors (Seminole, OK)



Day +1, 1915 – Flag ceremony at the Taylors (Seminole, OK)



Day +1, 1930 – Mr. and Mrs. Taylor and Troop 214 (Seminole, OK)



Day +1, 1930 – The Taylors' bunk room in barn (Seminole, OK)



Day +1, 1930 – Mr. Taylors' horses (Seminole, OK)



Day +1, 1930 – Mr. Taylors' horses (Seminole, OK)

622-R-2



Philmont Scout Ranch

Troop 214
Russellville, AR